

Dodge & Cox

555 California Street, 40th Floor, San Francisco, CALIFORNIA 94104 UNITED STATES

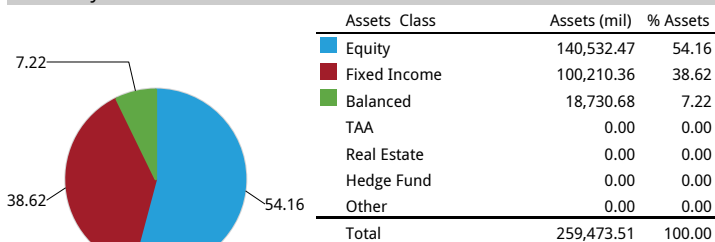
☎ 415-981-1710

As of 12/31/2015. Currency in USD

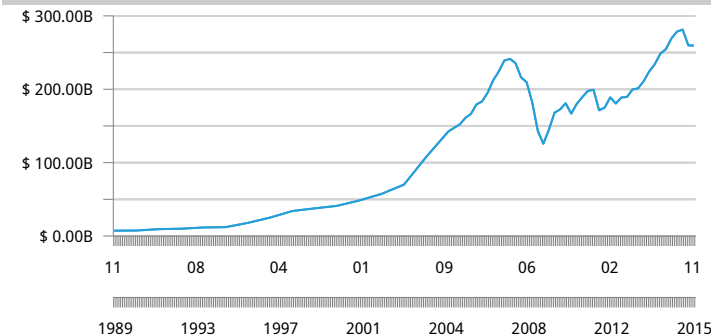
Parent Firm
--
Website
<http://www.dodgeandcox.com>

AUM
USD 259,473.51 mil
Inception
01/01/1930

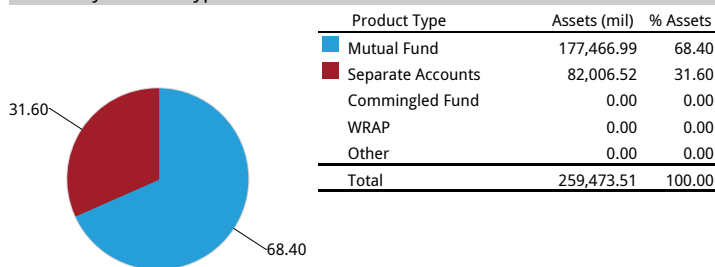
Assets by Class %of assets As of 12/31/2015



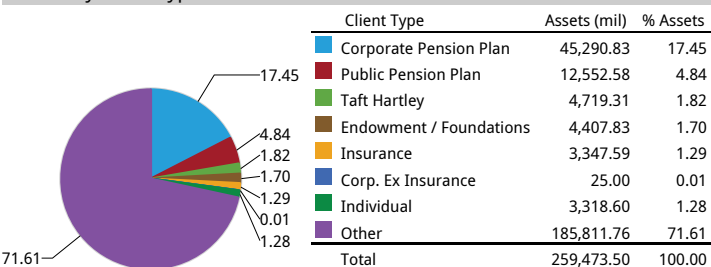
Asset Growth



Assets by Product Type %of assets As of 12/31/2015



Assets by Client Type %of assets As of 12/31/2015



Legal Issues and Insurance Coverage

- The firm is a registered investment advisor.
- The firm does not have pending SEC investigations.
- The firm does not have previous legal judgments against it.
- The firm carries fiduciary liability insurance.
- The firm carries errors and omissions insurance.
- The firm is bonded.
- The firm has no pending litigations.

Employee Counts

	Portfolio Managers	Research Analysts	Traders	Mkt/Sales Associates	Client Service Personnel	Office Staff	Total
Equity	12	27	10	--	--	--	49
Fixed Income	6	17	1	--	--	--	24
Other	0	0	0	0	30	143	173
Total	18	44	11	0	30	143	246

Key Contacts

Dana Emery, CFA CEO, President & Director of Fixed Income	Charles Pohl, CFA Chairman & Chief Investment Officer	Tara Shamia U.S. Client Relationship Manager
555 California Street, San Francisco, CALIFORNIA 94104 UNITED STATES ☎ 415-981-1710 ☎ 415-986-5471 ✉ prefer.not.to.give@dodgeandcox.com	555 California Street, San Francisco, CALIFORNIA 94104 UNITED STATES ☎ 415-981-1710 ✉ prefer.not.to.give@dodgeandcox.com	555 California Street, San Francisco, CALIFORNIA 94104 UNITED STATES ☎ 415 981-1710 ✉ tes@dodgeandcox.com

Ownership Structure

Employee Ownership	100.00%
Woman Ownership	--
Minority Ownership	--
African American	--
Hispanic/Latino	--
Asian Pacific	--
Native American	--

Strategies with Most Assets

Strategy Name	Assets(mil)	Total Accounts
Dodge & Cox U.S. Equity	75,776.48	336
Dodge & Cox Core Fixed Income	70,069.27	139
Dodge & Cox Balanced	18,730.68	251
Dodge & Cox Long Duration Credit Fixed Income	14,817.94	29
Dodge & Cox Intermediate Fixed Income	7,932.38	42

Best Performing Products Based on 3 Year Performance

Product Name	1 Year Return(%)	3 Year Return(%)	5 Year Return(%)
Dodge & Cox U.S. Equity Composite	-3.81	14.33	12.04
Dodge & Cox Balanced Composite	-2.42	10.46	9.52
Dodge & Cox Long Duration Fixed Income Composite	-4.49	2.72	7.62
Dodge & Cox Long Duration Credit Composite	-4.37	2.54	7.16
Dodge & Cox Core Fixed Income Composite	0.03	2.38	4.18

Source: Investment Metrics, LLC. All rights reserved.

